

5.2

Tree Constraints Preliminary Memo
by Tim Moya Associates

Preliminary Feasibility Memo

Project	_____
Date	Sittingbourne Adult Education Centre 171102 3 rd January 2018

Distribution	_____	_____
	Adam Bassi	Gen2

Re: Tree Constraints – Sittingbourne Adult Education Centre

SUMMARY OF KEY ISSUES

Development at the site will need to demonstrate that the proposal will have limited effect on the landscape character and appearance of the local area in relation to trees and other vegetation.

The key issues to consider are:

- Important trees for retention
- Retention of boundary screening
- Site access
- Loss of trees
- Offsite trees
- Proposed site levels changes
- Provision of mitigation planting for a sustainable proposal.
- Replanting and re-management of boundary vegetation to enhance and improve the site

ANAYLSIS OF THE PROPOSAL IN RESPECT OF TREES

Important trees:

The key trees on this site are those located along the boundary lines, most notably the mature trees around the edge of the western half of the site.

Due to the age and size of the trees, the root protection areas (dashed pink circle denoted on the tree survey plan 171102-F-01 1-3) extend significantly into the site, and will require consideration during design where trees are to be retained.

Trees along the site frontage with College Road are of lesser merit but form a landscape feature that provides privacy to the site and have greater public visibility. Root protection areas will pose less of a constraint in this location due to the presence of hard standing and the existing access road; however, construction should be kept at a suitable distance from the trees.

The group of beech trees (G37) that formerly enclosed the tennis court form a significant landscape feature that ideally will be retained within the design. Due to the size, position and shape of this group of trees this may prove impractical; in which case suitable replanting as mitigation for the removal of the trees will be required within the landscape scheme.

The large mature western red cedar tree (T40) forms an integral site feature that may be considered important to retain. As the existing car parking area is hard surfaced use for access may be continued, however we recommend that, if this tree is retained, the grassed area around the tree is kept free from construction and excavation works. Any surfacing of the grassed area will require minimal construction with with porous materials / surfacing.

The lime tree T38 similarly forms a significant site feature within a central location. The majority of the area surrounding the tree is currently hard surfaced, affording a large scope of potential uses within the scheme; however, we recommend construction be kept outside the root protection area of the tree if retention is required.

Loss of Trees:

At present we are unaware of the proposed level of construction or use of the site and are unable to estimate tree losses. However, based on the layout of the site it would seem feasible and practical to retain the mature specimens on the boundary lines, T38 and T40; but may potentially lose the group of beech trees (G37).

The site has lacked management for some time and the development provides a good opportunity to remove some of the lower quality trees, shrubs and scrub growth to replant within a more formal landscaping scheme.

Off- site trees:

The only significant offsite trees are the mature aspen trees (T21 and T22) located just over the boundary in the western corner. These trees do not over-hang the site, and their root protection area has little impact due to the presence of mature trees within the site boundary.

Existing and proposed levels:

The constraints represented by trees can have a significant effect on proposed levels, and this should not be underestimated within the design proposals. If the development requires any level changes within the root protection areas of retained trees, the impact on tree roots should be considered at an early stage. However, due to the generally flat nature of the site, this may not be a significant issue.

Installation of a new access:

Where possible, the use of the existing access locations would avoid loss / adverse impact on trees along the frontage.

Installation of services / utilities:

There are likely to be several existing service runs linked to the building and feeding into the road. Where feasible these existing runs should be utilised for proposed service installation, any additional service runs should be designed at an early stage to avoid the root protection area of trees to be retained. If services need to be installed within rooting areas, special methods of construction may be required.

Opportunities to enhance the site:

The site has lacked management and contains several areas that would benefit from selective felling, clearance and re-planting.

The south-western boundary contains dense areas of elm and scrub vegetation which could be cut back, selectively thinned to promote better quality specimens and replanted with hedging species to thicken and define the boundary line.

The north-western and eastern boundaries contain very little in the way of significant vegetation to define the boundary and provide shelter / privacy to the site. There is substantial opportunity to replant these areas to both enhance the amenity of the site and provide separation between the site and the adjacent houses.

The south-eastern boundary with college road contains vegetation that lacks management and may be enhanced with ivy clearance, selective removal and additional planting.

Accompanying information:

The tree survey plans attached to this report (reference 171102-F-01-01 to 03) provide indicative tree and tree group locations; with BS 5837: 2012 categorisation, crown spreads and root protection areas. Tree locations have not, however, been taken from a topographical survey. This plan should be used to inform design of the site, avoiding the root protection of significant trees where feasible but will need to be updated when accurate survey information is available. An electronic copy of the drawing has been included with the issue of this report to be incorporated into the architect's design.


The tree survey plan should be read in conjunction with the tree schedule (reference 171102-F-10) included with this report, which provides detail on all the trees surveyed.


Edward Cleverdon


Senior Arboricultural Consultant


The original of this drawing was produced in colour - a monochrome copy should not be relied upon.


BS 5837:2012 TREE RETENTION CATEGORIES

- 

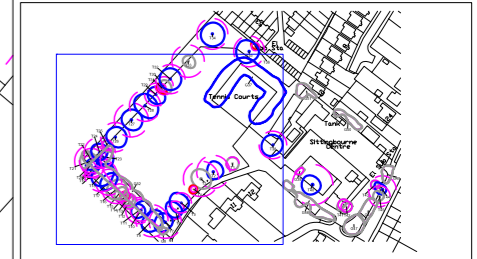
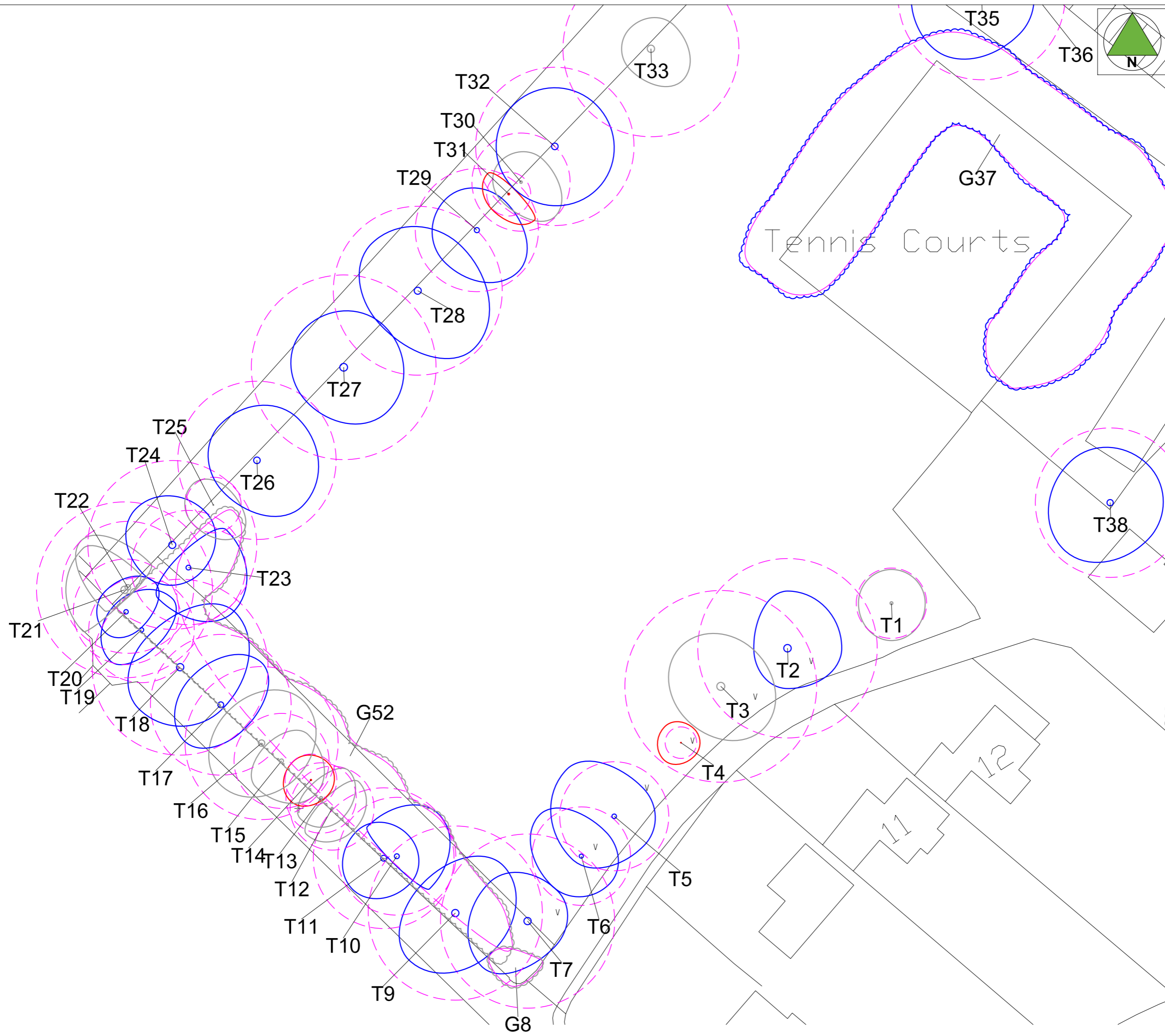
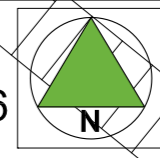
Category A
Trees of high quality with an estimated remaining life expectancy of at least 40 years.
- 

Category B
Trees of moderate quality with an estimated remaining life expectancy of at least 20 years.
- 

Category C
Trees of low quality with an estimated remaining life expectancy of at least 10 years or young trees with a stem diameter below 150mm.
- 

Category U
Those in such a condition that the tree cannot realistically be retained as living trees in the context of the current land use for longer than 10 years.
- 

BS5837 Root Protection Areas
Precautionary areas within which tree roots and soil structure must be protected. All works within these areas will require special methods of work.



REV	DATE	DESCRIPTION	DRAWN
-	xxxxxx	-	xx
Base Drawing			
- PRORAP			



Title
Tree Survey

Client
Gen2

Project
Sittingbourne AEC, College Road,
Sittingbourne ME10 1LF

Date	Drawn by	Checked by
January 2018	HR	-

Drawing No	Rev	Scale
171102-F-01-01	-	1:250@A1

DO NOT SCALE Use only figured dimensions






TIM MOYA ASSOCIATES
ARBORICULTURE • LANDSCAPE • ECOLOGY

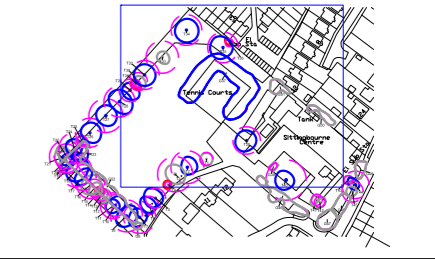
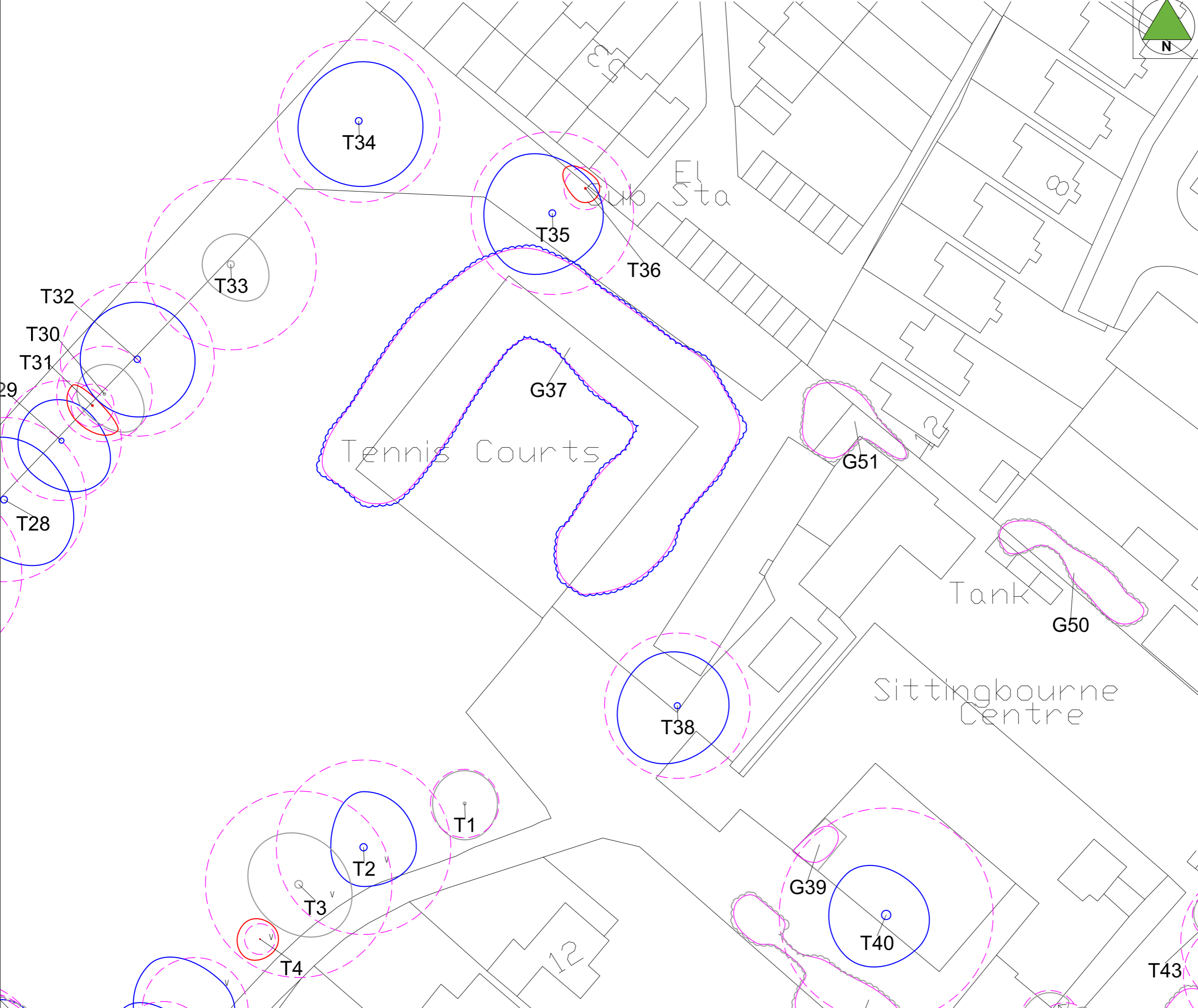
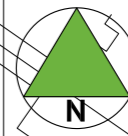
The Barn, Felthames Park
Harlow
Essex CM17 0PF
Tel: 0845 094 3268

www.timmoyaassociates.co.uk

The original of this drawing was produced in colour - a monochrome copy should not be relied upon.

BS 5837:2012 TREE RETENTION CATEGORIES

- 
Category A
 Trees of high quality with an estimated remaining life expectancy of at least 40 years.
- 
Category B
 Trees of moderate quality with an estimated remaining life expectancy of at least 20 years.
- 
Category C
 Trees of low quality with an estimated remaining life expectancy of at least 10 years or young trees with a stem diameter below 150mm.
- 
Category U
 Those in such a condition that the tree cannot realistically be retained as living trees in the context of the current land use for longer than 10 years.
- 
BS5837 Root Protection Areas
 Precautionary areas within which tree roots and soil structure must be protected. All works within these areas will require special methods of work.



REV	DATE	DESCRIPTION	DRAWN
-	xxxxxx	-	XX
Base Drawing			
PRMAP			
0 5m 10m 20m 30m 40m 50m			

Title
Tree Survey

Client
Gen2

Project
Sittingbourne AEC, College Road,
Sittingbourne ME10 1LF

Date January 2018	Drawn by HR	Checked by -
Drawing No 171102-F-01-02	Rev -	Scale 1:250@A1

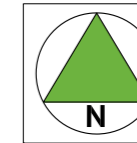
DO NOT SCALE Use only figured dimensions

TIM MOYA ASSOCIATES
 ARBORICULTURE • LANDSCAPE • ECOLOGY

The Barn, Felthames Park
 Harlow
 Essex CM17 0PF

Tel: 0845 094 3268

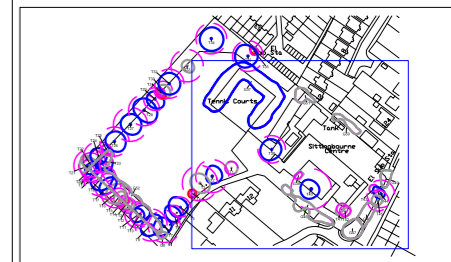
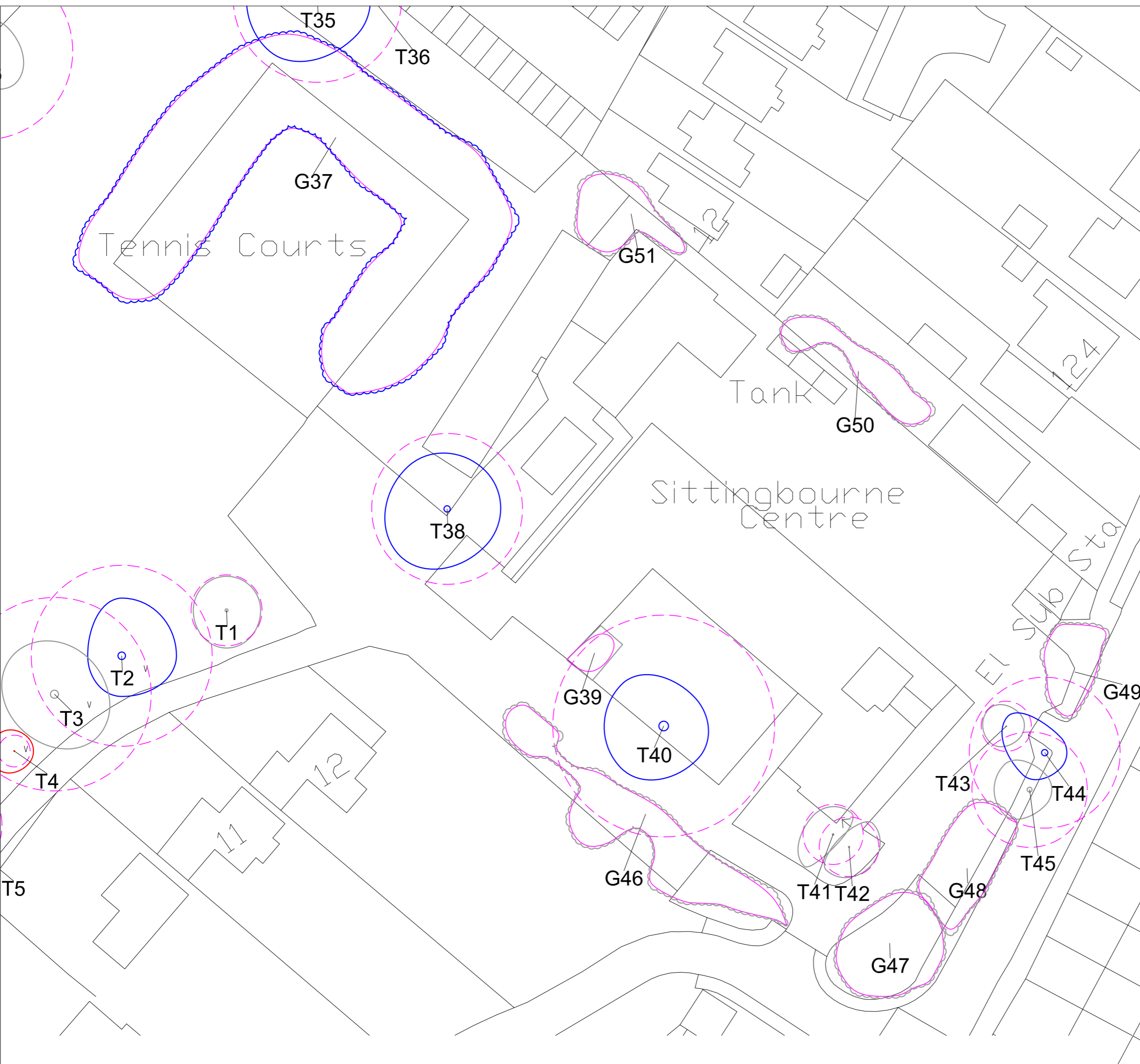
www.timmoyaassociates.co.uk



The original of this drawing was produced in colour - a monochrome copy should not be relied upon.

BS 5837:2012 TREE RETENTION CATEGORIES

- Category A**
Trees of high quality with an estimated remaining life expectancy of at least 40 years.
- Category B**
Trees of moderate quality with an estimated remaining life expectancy of at least 20 years.
- Category C**
Trees of low quality with an estimated remaining life expectancy of at least 10 years or young trees with a stem diameter below 150mm.
- Category U**
Those in such a condition that the tree cannot realistically be retained as living trees in the context of the current land use for longer than 10 years.
- BS5837 Root Protection Areas**
Precautionary areas within which tree roots and soil structure must be protected. All works within these areas will require special methods of work.



REV	DATE	DESCRIPTION	XX	DRAWN
-	-	xx.xx.xx	-	-

Base Drawing

0 5m 10m 20m 30m 40m 50m

Title
Tree Survey

Client
Gen2

Project
Sittingbourne AEC, College Road,
Sittingbourne ME10 1LF

Date	Drawn by	Checked by
January 2018	HR	-

Drawing No	Rev	Scale
171102-F-01-03	-	1:250@A1

DO NOT SCALE Use only figured dimensions

TIM MOYA ASSOCIATES
ARBORICULTURE • LANDSCAPE • ECOLOGY

The Barn, Felthames Park
Harlow
Essex CM17 0PF

Tel: 0845 094 3268

www.timmoayaassociates.co.uk

171102-F-01 Tree schedule (BS5837)

Sittingbourne Centre, College Road, ME10 1LE

Tree ID	No. Species	Height (m)	Stem diameter (cm)	No. of Stems	CROWN SPREAD (m)								Crown clearance (m)	L.B. (m)	Life stage	Condition Notes	Survey date	RPA (m ²)	RPR (m)	Life expectancy (yrs)	BS Category
					N	NE	E	SE	S	SW	W	NW									
Tree T1	1 Aesculus hippocastanum (Horse Chestnut)	8.0	40	1	4.6	4.6	5.1	4.5				2.0		Early Mature	Structural condition Fair. Physiological condition Fair. Fork - Weak with included bark. Grafted specimen. DBH taken below graft. Several multi stems above.	19/12/2017	72.4	4.8	10-20	C1	
Tree T2	1 Aesculus hippocastanum (Horse Chestnut)	8.0	102	1	7.8	7.4	5.5	4.6				2.0		Early Mature	Structural condition Good. Physiological condition Good. Bark exudation. Fork - Weak with included bark. Form - Good crown structure. Grafted specimen. Canker staining.	19/12/2017	470.7	12.2	20-40	B2	
Tree T3	1 Aesculus hippocastanum (Horse Chestnut)	17.0	109	1	6.7	8.2	6.5	7.7				2.0		Early Mature	Structural condition Fair. Physiological condition Fair. Branch - Broken. Decay / structural defect - Open cavity / cavities. Decay / structural defect - Suspected. Decay / structural defect - Bole. Fork - Suspected structurally sound. Fork - Weak with included bark. Grafted specimen. Storm damage. DBH taken below graft. Several multi stems above.	19/12/2017	537.5	13.1	10-20	C1	
Tree T4	1 Aesculus hippocastanum (Horse Chestnut)	8.0	17 COM	3	2.6	2.6	3.3	3.1				2.0		Early Mature	Structural condition Fair. Physiological condition Fair. Short remaining contribution. Significant canker infection.	19/12/2017	14.5	2.1	0-10	U	
Tree T5	1 Acer pseudoplatanus (Sycamore)	17.0	62	1	5.5	5.7	8.2	9.1				3.0		Mature	Structural condition Good. Physiological condition Good. Fork - Suspected structurally sound. Form - Good crown structure. No significant faults observed. Large woodpecker holes.	19/12/2017	173.9	7.4	20-40	B2	
Tree T6	1 Ailanthus altissima (Tree Of Heaven)	17.0	56	1	4.7	5.4	5.7	8.0				4.0		Mature	Structural condition Good. Physiological condition Good. Fork - Suspected structurally sound. No significant faults observed. Large woodpecker hole. Light crown structure.	19/12/2017	141.9	6.7	20-40	B2	

Stem **green** Estimated value
 Stem **AVE** Average stem diameter for tree groups
 Stem **COM** Combined stem diameter in accordance with BS5837
 L.B. Height of lowest branch attachment (m) - where relevant

The survey information in this schedule has been gathered following a BS5837 survey for planning purposes. Where hazardous trees have been noted recommendations for works may have been made but this survey cannot be relied upon as a full health and safety assessment of the trees.

Sittingbourne Centre, College Road, ME10 1LE

Tree ID	No. Species	Height (m)	Stem diameter (cm)	No. of Stems	CROWN SPREAD (m)								Crown clearance (m)	L.B. (m)	Life stage	Condition Notes	Survey date	RPA (m ²)	RPR (m)	Life expectancy (yrs)	BS Category
					N	NE	E	SE	S	SW	W	NW									
Tree T7	1 Aesculus hippocastanum (Horse Chestnut)	17.0	99	1		5.8		5.1		8.8		7.4	2.0		Mature	Structural condition Good. Physiological condition Good. Branch - Broken. Fork - Suspected structurally sound. Form - Good crown structure. Storm damage. Minor canker staining.	19/12/2017	443.4	11.9	20-40	B2
Group G8	3 Acer pseudoplatanus (Sycamore)	10.0	20 <i>AVE</i>	1									1.0		Semi Mature	Structural condition Fair. Physiological condition Fair. Ivy or climbing plant. No significant faults observed.	19/12/2017	18.1	2.4	10-20	C2
Tree T9	1 Acer pseudoplatanus (Sycamore)	18.0	99	1		9.2		7.3		9.0		6.0	3.0		Mature	Structural condition Good. Physiological condition Good. Access to inspect base - Restricted / obscured. Base / stems obscured - Vegetation. Ivy or climbing plant. No significant faults observed.	19/12/2017	443.4	11.9	20-40	B2
Tree T10	1 Quercus ilex (Holm Oak)	12.0	67	1		8.1		6.3		1.0		5.7	2.0		Mature	Structural condition Fair. Physiological condition Fair. Access to inspect base - Restricted / obscured. Base / stems obscured - Vegetation. Bark wound - Minor. Ivy or climbing plant. Suppressed crown - Major. Unbalanced crown - Minor.	19/12/2017	203.1	8.0	20-40	B2
Tree T11	1 Acer pseudoplatanus (Sycamore)	15.0	80	1		4.6		5.0		6.0		5.2	0.0		Mature	Structural condition Fair. Physiological condition Fair. Access to inspect base - Restricted / obscured. Base / stems obscured - Vegetation. Epicormic growth - Bole / principal stems. Ivy or climbing plant.	19/12/2017	289.5	9.6	20-40	B2
Tree T12	1 Acer pseudoplatanus (Sycamore)	12.0	47 <i>COM</i>	2		5.1		4.2		5.0		1.6	2.0		Early Mature	Structural condition Fair. Physiological condition Fair. Access to inspect base - Restricted / obscured. Base / stems obscured - Vegetation. Competition - Adjacent vegetation. Fork - Suspected structurally sound. Ivy or climbing plant. Suppressed crown - Major.	19/12/2017	103.0	5.7	10-20	C2
Tree T13	1 Acer pseudoplatanus (Sycamore)	12.0	40	1		5.3		4.0		4.0		2.2	5.0		Early Mature	Structural condition Fair. Physiological condition Fair. Access to inspect base - Restricted / obscured. Base / stems obscured - Vegetation. Competition - Adjacent trees. Competition - Adjacent vegetation. Ivy or climbing plant. Suppressed crown - Major.	19/12/2017	72.4	4.8	10-20	C2

Stem green Estimated value

Stem AVE Average stem diameter for tree groups

Stem COM Combined stem diameter in accordance with BS5837

L.B. Height of lowest branch attachment (m) - where relevant

The survey information in this schedule has been gathered following a BS5837 survey for planning purposes. Where hazardous trees have been noted recommendations for works may have been made but this survey cannot be relied upon as a full health and safety assessment of the trees.

Page 2 of 11

Generated By



Sittingbourne Centre, College Road, ME10 1LE

Tree ID	No. Species	Height (m)	Stem diameter (cm)	No. of Stems	CROWN SPREAD (m)								Crown clearance (m)	L.B. (m)	Life stage	Condition Notes	Survey date	RPA (m ²)	RPR (m)	Life expectancy (yrs)	BS Category
					N	NE	E	SE	S	SW	W	NW									
Tree T14	1 Ilex aquifolium (Holly)	5.0	29 COM	3		3.3		3.1		4.0		3.5	0.0		Mature	Structural condition Poor. Physiological condition Poor. Bark wound - Major. Decline - Evident / observed. Decay / structural defect - Base. Decay / structural defect - Extensive. Decay / structural defect - Bole.	19/12/2017	39.2	3.5	0-10	U
Tree T15	1 Acer pseudoplatanus (Sycamore)	12.0	54	1		5.1		6.5		5.0		3.0	3.0		Mature	Structural condition Fair. Physiological condition Fair. Competition - Adjacent trees. Competition - Adjacent vegetation. Ivy or climbing plant. Suppressed crown - Minor.	19/12/2017	131.9	6.5	10-20	C2
Tree T16	1 Platanus x hispanica (London Plane)	17.0	87	1		8.1		6.7		8.0		6.3	1.0		Mature	Structural condition Good. Physiological condition Good. Form - Good crown structure. No significant faults observed.	19/12/2017	342.4	10.4	20-40	C2
Tree T17	1 Acer pseudoplatanus (Sycamore)	17.0	80	1		8.0		4.6		7.0		5.5	3.0		Mature	Structural condition Fair. Physiological condition Fair. Access to inspect base - Restricted / obscured. Base / stems obscured - Vegetation. Ivy or climbing plant. Suppressed crown - Minor.	19/12/2017	289.5	9.6	20-40	B2
Tree T18	1 Aesculus hippocastanum (Horse Chestnut)	17.0	100	1		10.6		8.1		8.0		6.1	1.5		Mature	Structural condition Fair. Physiological condition Fair. Access to inspect base - Restricted / obscured. Base / stems obscured - Vegetation. Branch weight - Heavy. Eccentric growth. Ivy or climbing plant.	19/12/2017	452.4	12.0	20-40	B2
Tree T19	1 Acer pseudoplatanus (Sycamore)	17.0	60	1		6.0		3.0		6.0		5.0	3.0		Mature	Structural condition Fair. Physiological condition Fair. Bark exudation. Base / stems obscured - Vegetation. Epicormic growth - Base. No significant faults observed. Suppressed crown - Minor.	19/12/2017	162.9	7.2	20-40	B2
Tree T20	1 Tilia x vulgaris (Common Lime)	16.0	60	1		5.6		3.0		4.0		4.0	2.0		Mature	Structural condition Fair. Physiological condition Good. Access to inspect base - Restricted / obscured. Base / stems obscured - Vegetation. Fork - Suspected structurally sound. Ivy or climbing plant.	19/12/2017	162.9	7.2	20-40	B2

Stem **green** Estimated value
 Stem **AVE** Average stem diameter for tree groups
 Stem **COM** Combined stem diameter in accordance with BS5837
 L.B. Height of lowest branch attachment (m) - where relevant

The survey information in this schedule has been gathered following a BS5837 survey for planning purposes. Where hazardous trees have been noted recommendations for works may have been made but this survey cannot be relied upon as a full health and safety assessment of the trees.

Sittingbourne Centre, College Road, ME10 1LE

Tree ID	No. Species	Height (m)	Stem diameter (cm)	No. of Stems	CROWN SPREAD (m)								Crown clearance (m)	L.B. (m)	Life stage	Condition Notes	Survey date	RPA (m ²)	RPR (m)	Life expectancy (yrs)	BS Category
					N	NE	E	SE	S	SW	W	NW									
Tree T21	1 Populus tremuloides (American Aspen)	18.0	100	1		3.0	1.0	8.0	8.0	3.0			Mature	Structural condition Fair. Physiological condition Fair. Access to inspect base - Not possible. Base / stems obscured - Structure. Base / stems obscured - Vegetation. Ivy or climbing plant. Leaning trunk - Minor. Suppressed crown - Major. Unbalanced crown - Major.	19/12/2017	452.4	12.0	10-20	C2		
Tree T22	1 Populus tremuloides (American Aspen)	18.0	75	1		4.5	1.0	4.5	9.0	3.0			Mature	Structural condition Fair. Physiological condition Fair. Access to inspect base - Not possible. Base / stems obscured - Structure. Base / stems obscured - Vegetation. Ivy or climbing plant. Leaning trunk - Minor. Suppressed crown - Major. Unbalanced crown - Major.	19/12/2017	254.5	9.0	10-20	C2		
Tree T23	1 Acer pseudoplatanus (Sycamore)	18.0	65	1		7.3	8.6	5.9	2.0	1.0			Mature	Structural condition Fair. Physiological condition Fair. Access to inspect base - Restricted / obscured. Base / stems obscured - Vegetation. Form - Low canopy. Ivy or climbing plant. No significant faults observed. Suppressed crown - Minor.	19/12/2017	191.1	7.8	20-40	B2		
Tree T24	1 Aesculus hippocastanum (Horse Chestnut)	18.0	96	1		6.4	5.4	5.6	7.0	1.0			Mature	Structural condition Fair. Physiological condition Fair. Access to inspect base - Restricted / obscured. Arboricultural work - Historic. Base / stems obscured - Vegetation. Ivy or climbing plant. No significant faults observed. Suppressed crown - Minor.	19/12/2017	416.9	11.5	20-40	B2		
Tree T25	1 Acer pseudoplatanus (Sycamore)	6.0	31 COM	10		3.0	5.5	3.8	4.0	0.0			Early Mature	Structural condition Fair. Physiological condition Fair. Coppice stool - Coppice origin / Mature stems. Coppice stool - Regrown.	19/12/2017	45.2	3.8	10-20	C2		
Tree T26	1 Acer platanoides (Norway Maple)	15.0	90	1		8.0	8.8	6.3	7.0	3.0			Mature	Structural condition Fair. Physiological condition Fair. Access to inspect base - Not possible. Arboricultural work - Historic. Base / stems obscured - Vegetation. Branch - Broken. Decay / structural defect - Open cavity / cavities. Decay / structural defect - Principal stems. Ivy or climbing plant.	19/12/2017	366.4	10.8	10-20	B2		

Stem **green** Estimated value
 Stem **AVE** Average stem diameter for tree groups
 Stem **COM** Combined stem diameter in accordance with BS5837
 L.B. Height of lowest branch attachment (m) - where relevant

The survey information in this schedule has been gathered following a BS5837 survey for planning purposes. Where hazardous trees have been noted recommendations for works may have been made but this survey cannot be relied upon as a full health and safety assessment of the trees.

Sittingbourne Centre, College Road, ME10 1LE

Tree ID	No. Species	Height (m)	Stem diameter (cm)	No. of Stems	CROWN SPREAD (m)								Crown clearance (m)	L.B. (m)	Life stage	Condition Notes	Survey date	RPA (m ²)	RPR (m)	Life expectancy (yrs)	BS Category
					N	NE	E	SE	S	SW	W	NW									
Tree T27	1 Acer pseudoplatanus (Sycamore)	18.0	105	1	7.9	8.5	6.9	7.5	2.0			Mature	Structural condition Good. Physiological condition Good. Form - Good crown structure. No significant faults observed.	19/12/2017	498.8	12.6	20-40	B2			
Tree T28	1 Acer platanoides (Norway Maple)	17.0	96	1	8.5	11.0	6.9	9.0	3.0			Mature	Structural condition Good. Physiological condition Good. Form - Good crown structure. No significant faults observed.	19/12/2017	416.9	11.5	20-40	B1			
Tree T29	1 Tilia x vulgaris (Common Lime)	17.0	70	1	5.5	8.0	6.2	6.0	1.0			Mature	Structural condition Good. Physiological condition Good. Form - Good crown structure. Form - Low canopy. No significant faults observed.	19/12/2017	221.7	8.4	20-40	B2			
Tree T30	1 Taxus baccata (Yew)	7.0	55 COM	3	4.3	6.6	3.7	4.0	1.0			Mature	Structural condition Fair. Physiological condition Fair. Access to inspect base - Restricted / obscured. Base / stems obscured - Vegetation. No significant faults observed.	19/12/2017	140.9	6.7	20-40	C2			
Tree T31	1 Ulmus procera (English Elm)	7.0	25	1	1.0	5.0	3.1	4.0	1.0			Early Mature	Structural condition Poor. Physiological condition Poor. Dutch elm disease.	19/12/2017	28.3	3.0	0-10	U			
Tree T32	1 Acer pseudoplatanus (Sycamore)	18.0	90	1	8.0	8.2	8.0	8.0	3.0			Mature	Structural condition Good. Physiological condition Good. Form - Good crown structure. No significant faults observed.	19/12/2017	366.4	10.8	20-40	B2			
Tree T33	1 Acer platanoides (Norway Maple)	7.0	100	1	4.5	6.1	4.0	4.0	0.0			Late Mature	Structural condition Fair. Physiological condition Fair. Access to inspect base - Not possible. Arboricultural work - Recent. Base / stems obscured - Vegetation. Ivy or climbing plant. Pollard - Recently cut.	19/12/2017	452.4	12.0	10-20	C2			
Tree T34	1 Acer pseudoplatanus (Sycamore)	17.0	95	1	8.6	9.4	9.0	8.0	2.0			Mature	Structural condition Good. Physiological condition Good. Form - Large sail area / crown extent. No significant faults observed.	19/12/2017	408.3	11.4	20-40	B2			
Tree T35	1 Acer platanoides 'Crimson King' (Red Norway Maple)	15.0	95	1	7.0	7.3	9.7	9.5	4.0			Mature	Structural condition Fair. Physiological condition Fair. Access to inspect base - Restricted / obscured. Base / stems obscured - Vegetation. Epicormic growth - Base.	19/12/2017	408.3	11.4	20-40	B2			

Stem green Estimated value
 Stem AVE Average stem diameter for tree groups
 Stem COM Combined stem diameter in accordance with BS5837
 L.B. Height of lowest branch attachment (m) - where relevant

The survey information in this schedule has been gathered following a BS5837 survey for planning purposes. Where hazardous trees have been noted recommendations for works may have been made but this survey cannot be relied upon as a full health and safety assessment of the trees.

Sittingbourne Centre, College Road, ME10 1LE

Tree ID	No. Species	Height (m)	Stem diameter (cm)	No. of Stems	CROWN SPREAD (m)								Crown clearance (m)	L.B. (m)	Life stage	Condition Notes	Survey date	RPA (m ²)	RPR (m)	Life expectancy (yrs)	BS Category
					N	NE	E	SE	S	SW	W	NW									
Tree T36	1 Crataegus monogyna (Common Hawthorn/Quick/May)	5.0	25	1		2.0	2.0	2.0	4.0	0.0			Mature	Structural condition Poor. Physiological condition Poor. Access to inspect base - Not possible. Base / stems obscured - Vegetation. Competition - Adjacent vegetation. Ivy or climbing plant. Suppressed crown - Major.	19/12/2017	28.3	3.0	0-10	U		
Group G37	47 Acer pseudoplatanus (Sycamore)	14.0	46 AVE	1									Early Mature	Structural condition Fair. Physiological condition Fair. Competition - Adjacent trees. Ivy or climbing plant.	19/12/2017	95.7	5.5	20-40	B2		
Tree T38	1 Tilia x vulgaris (Common Lime)	17.0	85	1		7.3	7.2	9.0	7.8	4.0			Mature	Structural condition Good. Physiological condition Good. No significant faults observed.	19/12/2017	326.9	10.2	20-40	B1		
Group G39	10 Laurocerasus officinalis (Cherry Laurel)	4.0	7 AVE	1									Early Mature	Structural condition Fair. Physiological condition Fair. No significant faults observed.	19/12/2017	2.2	0.8	10-20	C2		
Tree T40	1 Thuja plicata (Western Red Cedar)	17.0	130	1		5.7	6.4	8.1	8.0	2.0			Mature	Structural condition Good. Physiological condition Good.	19/12/2017	706.9	15.0	20-40	B1		
Tree T41	1 Taxus baccata (Yew)	8.0	33 COM	2		3.8	1.2	5.8	3.7	0.0			Early Mature	Structural condition Fair. Physiological condition Fair.	19/12/2017	51.8	4.1	20-40	C1		
Tree T42	1 Taxus baccata (Yew)	7.0	33 COM	5		4.5	3.9	4.4	1.7	0.0			Early Mature	Structural condition Fair. Physiological condition Fair.	19/12/2017	50.9	4.0	20-40	C1		
Tree T43	1 Taxus baccata (Yew)	5.0	28 COM	8		2.5	2.4	3.1	3.3	0.0			Early Mature	Structural condition Fair. Physiological condition Fair.	19/12/2017	36.2	3.4	10-20	C1		
Tree T44	1 Acer pseudoplatanus (Sycamore)	17.0	85	1		3.0	3.0	4.2	7.0	3.0			Mature	Structural condition Good. Physiological condition Good. Access to inspect base - Not possible. Base / stems obscured - Vegetation. Epicormic growth - Base. Ivy or climbing plant. No significant faults observed.	19/12/2017	326.9	10.2	20-40	B2		

Stem **green** Estimated value

Stem **AVE** Average stem diameter for tree groups

Stem **COM** Combined stem diameter in accordance with BS5837

L.B. Height of lowest branch attachment (m) - where relevant

The survey information in this schedule has been gathered following a BS5837 survey for planning purposes. Where hazardous trees have been noted recommendations for works may have been made but this survey cannot be relied upon as a full health and safety assessment of the trees.

Page 6 of 11

Generated By  MyTREES
tree management software

Printed on 02/01/18 (BS5837 Tree Schedule (with recs) - tables)

Sittingbourne Centre, College Road, ME10 1LE

Tree ID	No. Species	Height (m)	Stem diameter (cm)	No. of Stems	CROWN SPREAD (m)								Crown clearance (m)	L.B. (m)	Life stage	Condition Notes	Survey date	RPA (m ²)	RPR (m)	Life expectancy (yrs)	BS Category
					N	NE	E	SE	S	SW	W	NW									
Tree T45	Acer platanoides (Norway Maple)	12.0	65	1		3.0		3.0		4.8		4.8	4.0		Mature	Structural condition Fair. Physiological condition Fair. Arboricultural work - Recent. Form - Poor crown structure. Topped.	19/12/2017	191.1	7.8	10-20	C2
Group G46	10 Ulmus procera (English Elm) 20 Acer pseudoplatanus (Sycamore) 20 Sambucus nigra (Elder)	5.0	15 <i>AVE</i>	1									1.0		Semi Mature	Structural condition Fair. Physiological condition Fair. Group of semi-mature low value trees, shrubs and scrub.	19/12/2017	10.2	1.8	10-20	C2
Group G47	4 Populus tremuloides (American Aspen)	15.0	70 <i>AVE</i>	1									1.5		Mature	Structural condition Fair. Physiological condition Fair. Large multi-stemmed specimens. Relatively short remaining life expectancy based on form and species, but currently create a significant landscape feature.	19/12/2017	221.7	8.4	10-20	C2
Group G48	3 Acer pseudoplatanus (Sycamore) 3 Ulmus procera (English Elm) 10 Crataegus monogyna (Common Hawthorn/Quick/May)	10.0	25 <i>AVE</i>	1									1.0		Semi Mature	Structural condition Fair. Physiological condition Fair. Mixed scrubby group of sycamore and shrub species. One significant specimen within, but mostly lower quality shrub and poor quality trees.	19/12/2017	28.3	3.0	10-20	C2
Group G49	3 Padus avium (Bird Cherry)	4.0	25 <i>AVE</i>	1									1.0		Early Mature	Structural condition Fair. Physiological condition Fair. Early mature cherry trees densely covered in ivy and surrounded by low level shrubs. Low value specimens.	19/12/2017	28.3	3.0	10-20	C2

Stem green Estimated value

Stem AVE Average stem diameter for tree groups

Stem COM Combined stem diameter in accordance with BS5837

L.B. Height of lowest branch attachment (m) - where relevant

The survey information in this schedule has been gathered following a BS5837 survey for planning purposes. Where hazardous trees have been noted recommendations for works may have been made but this survey cannot be relied upon as a full health and safety assessment of the trees.

Page 7 of 11

Generated By  MyTREES
tree management software

Sittingbourne Centre, College Road, ME10 1LE

Tree ID	No. Species	Height (m)	Stem diameter (cm)	No. of Stems	CROWN SPREAD (m)								Crown clearance (m)	L.B. (m)	Life stage	Condition Notes	Survey date	RPA (m ²)	RPR (m)	Life expectancy (yrs)	BS Category
					N	NE	E	SE	S	SW	W	NW									
Group G50	Unknown number of small trees and shrubs	4.0	15	1									0.0		Semi Mature	Structural condition Fair. Physiological condition Fair. All dimensions estimated. Low value semi-mature trees and shrubbery.	19/12/2017	10.2	1.8	10-20	C2
Group G51	Unknown number of small trees and shrubs	4.0	15	1									0.0		Semi Mature	Structural condition Fair. Physiological condition Fair. All dimensions estimated, low value scrub vegetation left unmanaged.	19/12/2017	10.2	1.8	10-20	C2
Group G52	40 Ulmus procera (English Elm) 20 Crataegus monogyna (Common Hawthorn/Quick/May) 20 Acer pseudoplatanus (Sycamore)	6.0	17 AVE	1									0.0		Semi Mature	Structural condition Fair. Physiological condition Fair. Dense area of understorey vegetation containing several elm trees. Several dead elms within but the majority are yet to be affected by Dutch elm disease. Group forms dense boundary screen but lacks management.	19/12/2017	13.1	2.0	10-20	C2

Stem green Estimated value
 Stem AVE Average stem diameter for tree groups
 Stem COM Combined stem diameter in accordance with BS5837
 L.B. Height of lowest branch attachment (m) - where relevant

The survey information in this schedule has been gathered following a BS5837 survey for planning purposes. Where hazardous trees have been noted recommendations for works may have been made but this survey cannot be relied upon as a full health and safety assessment of the trees.

Summary table with retention category

	Group	Tree	Total
B1	0	3	3
B2	1	20	21
C1	0	5	5
C2	9	10	19
U	0	4	4
Total	10	42	52

Summary table with life stage

	Group	Tree	Total
Early Mature	3	11	14
Late Mature	0	1	1
Mature	1	30	31
Semi Mature	6	0	6
Total	10	42	52

Table 1 of BS5837 (2012) Cascade chart for tree quality assessment

Category and definition	Criteria (including subcategories where appropriate)			Identification on plan
Trees unsuitable for retention (see note)				
<p>Category U</p> <p>Those in such a condition that they cannot realistically be retained as living trees in the context of the current land use for longer than 10 years</p>	<ul style="list-style-type: none"> * Trees that have a serious, irremediable, structural defect, such that their early loss is expected due to collapse, including those that will become unviable after removal of other category U trees (e.g. where, for whatever reason, the loss of companion shelter cannot be mitigated by pruning) * Trees that are dead or are showing signs of significant, immediate, and irreversible overall decline * Trees infected with pathogens of significance to health and/or safety of other trees nearby, or very low quality trees suppressing adjacent trees of better quality <p>NOTE Category U trees can have existing or potential conservation value which it might be desirable to preserve; see 4.5.7</p>			RED
	1 Mainly arboricultural qualities	2 Mainly landscape qualities	3 Mainly cultural values, including conservation	
Trees to be considered for retention				
<p>Category A</p> <p>Trees of high quality with an estimated remaining life expectancy of at least 40 years</p>	Tree that are particularly good examples of their species, especially if rare or unusual; or those that are essential components of groups or formal or semi-formal arboricultural features (e.g. the dominant and/or principal trees within an avenue).	Trees, groups or woodlands of particular visual importance as arboricultural and/or landscape features.	Trees, groups or woodlands of significant conservation, historical, commemorative or other value (e.g. veteran trees or wood-pasture).	GREEN
<p>Category B</p> <p>Trees of moderate quality with an estimated remaining life expectancy of at least 20 years</p>	Trees that might be included in category A, but are downgraded because of impaired condition (e.g. presence of significant though remediable defects, including unsympathetic past management and storm damage), such that they are unlikely to be suitable for retention for beyond 40 years; or trees lacking the special quality necessary to merit the category A designation.	Trees present in numbers, usually growing as groups or woodlands, such that they attract a higher collective rating than they might as individuals; or trees occurring as collectives but situated so as to make little visual contribution to the wider locality.	Trees with material conservation or other cultural value.	BLUE
<p>Category C</p> <p>Trees of low quality with an estimated remaining life expectancy of at least 10 years, or young trees with a stem diameter below 150 mm</p>	Unremarkable trees of very limited merit or such impaired condition that they do not qualify in higher categories.	Trees present in groups or woodlands, but without this conferring on them significantly greater collective landscape value; and/or trees offering low or only temporary/transient landscape benefits.	Trees with no material conservation or other cultural value.	GREY

- Feasibility Tree Surveys
- British Standard 5837 Tree Surveys
- Tree Constraints Reports & Drawings
- Appeal Statements & Proofs
- Expert Witness
- Evidence at Hearings & Public Inquiries
- Method Statements to Satisfy Planning Conditions
- Design Solutions
- Landscape Plans
- Tender Documents & Drawings
- Supervision & Inspection of Works
- Contract & Project Management
- Health & Safety Surveys
- GPS Surveys
- Computerised Tree Population Surveys
- CAD Plans & Consultancy
- Subsidence Risk Assessments
- Mortgage & Insurance Reports
- TPO Review
- Local Government Officer Contracts
- Arboricultural & Ecological Reports for Planning
- Habitat Surveys (Extended Phase 1/ Walkover/ Botanical)
- Protected Species Surveys
- Ecological Mitigation & Licencing
- BREEAM & CFSH
- Ecological Management Plans
- Hedgerow Surveys
- Landscape Analysis



The Barn, Feltimeores Park, Chalk Lane,
Harlow, Essex CM17 0PF

T: 0845 094 3268

F: 0845 094 3269

W: www.timmoyaassociates.co.uk