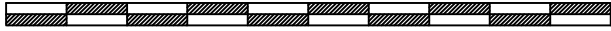


0 10 20 30 40 50 60 70 80 90 100

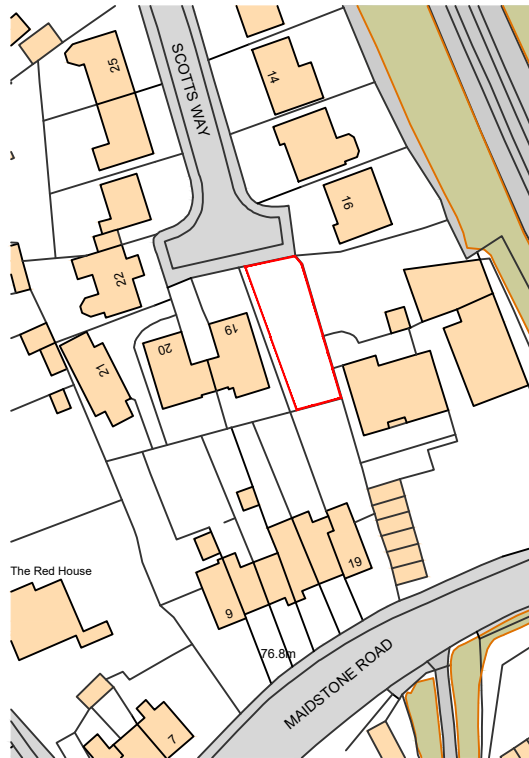



Scale Bar at 1:1250

Notes:

Do Not Scale.
Report all discrepancies, errors and omissions.
Verify all dimensions on site before commencing any work on site or preparing shop drawings.
All materials, components and workmanship are to comply with the relevant British Standards, Codes of Practice, and appropriate manufacturers recommendations that from time to time shall apply.
For all specialist work, see relevant specialist manufacturers drawings.

This drawing and design are copyright of Andrew Wells Architectural Planning & Design Ltd.



Land Adjacent to 19 Scotts Way

A 01.02.21 Red line boundary amended



Architectural Planning & Design

Hollywood House, 76 Hollywood Lane,
Rochester, Kent. ME3 8AR
Tel: 01634 786728 Mob:07535 621806
e-mail: andy@wellsdesign.co.uk

Drawing Title
Location Plan

Scale
1:1250 A4

Date
Nov 20

Drawing No. **PL / 630 / 02** Rev **A**