
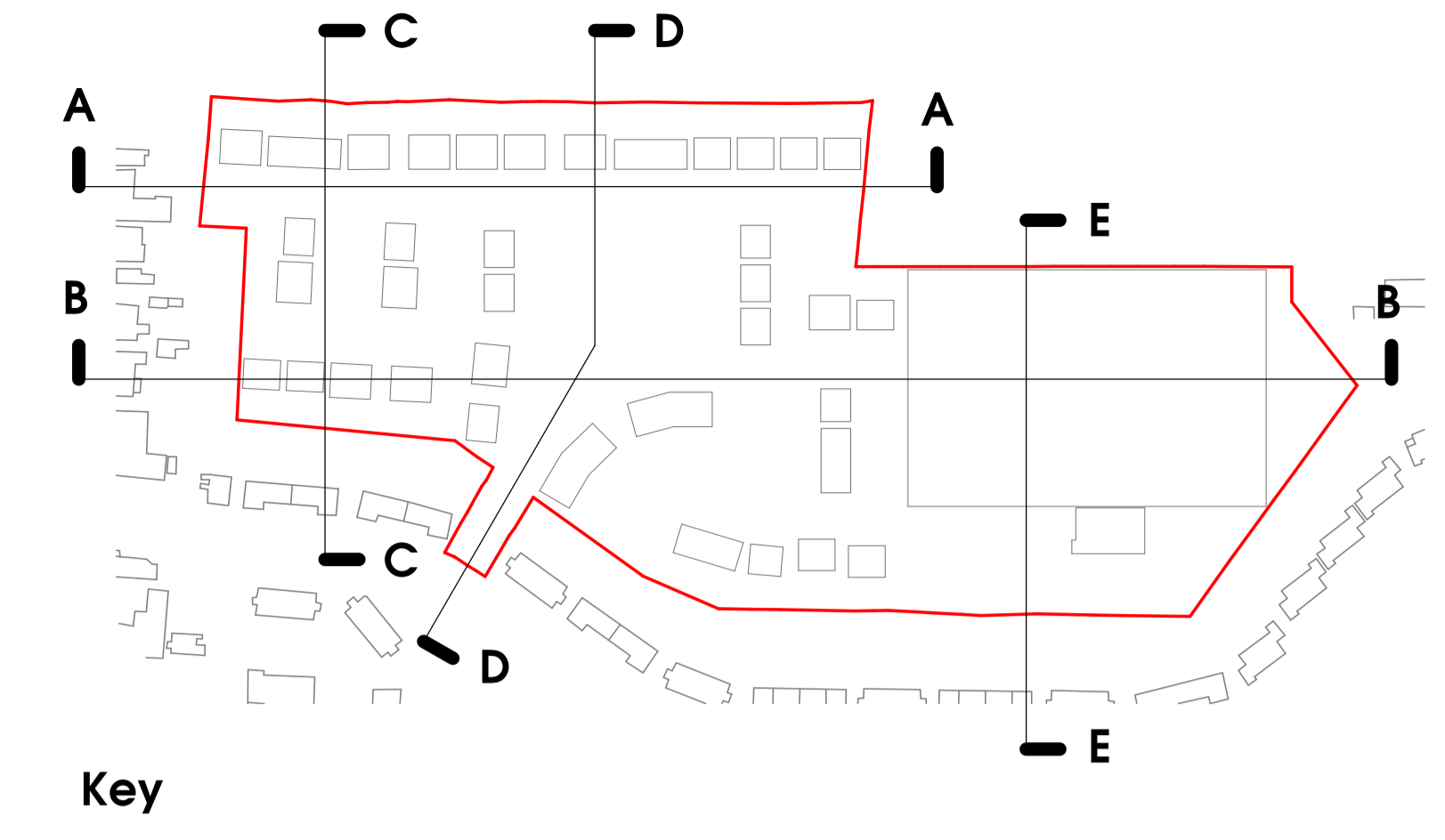



THIS DRAWING IS FOR THE PURPOSE OF PLANNING APPLICATION ONLY AND SHOULD NOT BE USED FOR ANY OTHER PURPOSE.



Existing Site Section EE
1 : 250



Existing Site Section DD
1 : 250

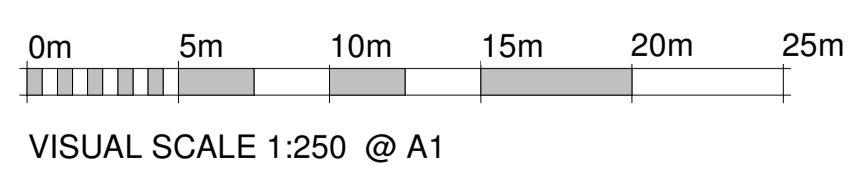


Existing Site Section CC
1 : 250

subject to site survey and LA approvals

general notes:
 this drawing shall not be scaled.
 all dimensions shall be checked on site, where applicable, prior to commencing the works.
 all works shall conform to the current edition of the building regulations and other relevant statutory requirements.
 all materials and workmanship shall conform with the relevant british standard specifications and codes of practice.

this drawing is the copyright of gdm architects and shall not be copied or reproduced without permission.
 this drawing shall be read in conjunction with gdm architect's health and safety risk assessments and general principles for means of access and protection.
 all works shall be carried out in a safe manner, by competent persons, strictly in accordance with all current statutory provisions and other competent advice relating to the health and safety of all work people and others.
 gdm design + management ltd trading as gdm architects



Rev	Revision Description	Issued by	Date
-	PLANNING ISSUE	UT	4/6/2019

project: 3987 Freeman's Way, Deal dm: UT chkd: GE appd: GE
 client: Sunningdale House Developments
 drawing: Existing Site Sections CC-EE

scale: As indicated@A1 status: FOR PLANNING
 dm: P022 rev: -

