


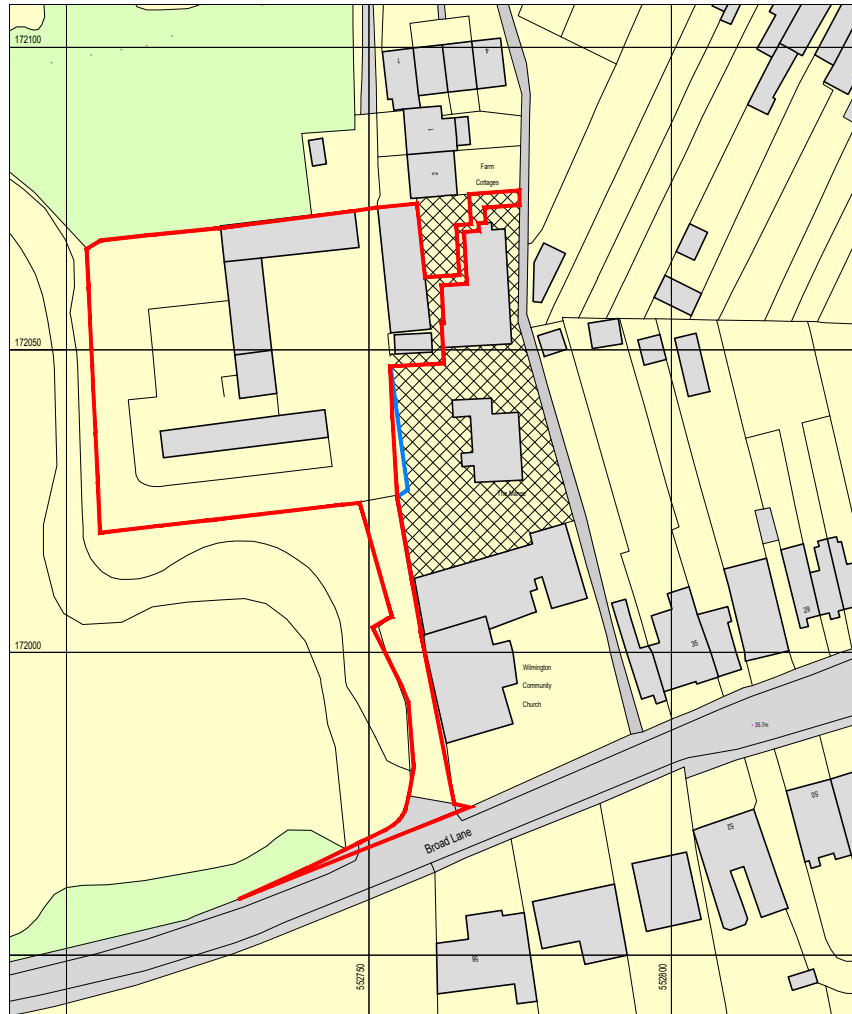


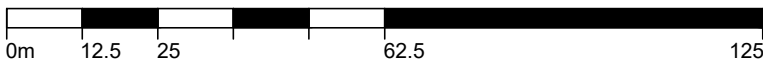
DO NOT SCALE FROM THIS DRAWING.
 Except for planning purposes. All dimensions must be verified by the main contractor before the commencement on site of any item of work or the preparation of shop drawings for their own work or that of sub-contractor or suppliers.
 This drawing is to be read in conjunction with all relevant documents. Any queries or discrepancies must be reported immediately to the architect.
 This document is copyright of Studio Hudson Ltd

Key	
	Planning Application Boundary 0.294 Ha
	Site Ownership Boundary
	Third Party Land: Wilmington Community Church



1 PLAN
 LOCATION PLAN

SCALE 1:1250



For planning submission purposes only

F Issued for discussion June 2025



STUDIO HUDSON architects

Studio Hudson Ltd. 2 Wilman Road, Royal Tunbridge Wells, Kent. TN4 9AJ

t: 01892 673 158 e: info@studio-hudson.co.uk
 www.studio-hudson.co.uk

Project:
 Landscape Services Depot, Broad Lane
 Wilmington, Dartford. DA2 7AQ

Date:
 March 2024

Drawing Title:
Location Plan

Scale:
 Noted @ A4

Drawing Number:
2401-E-100

Rev
 F

