

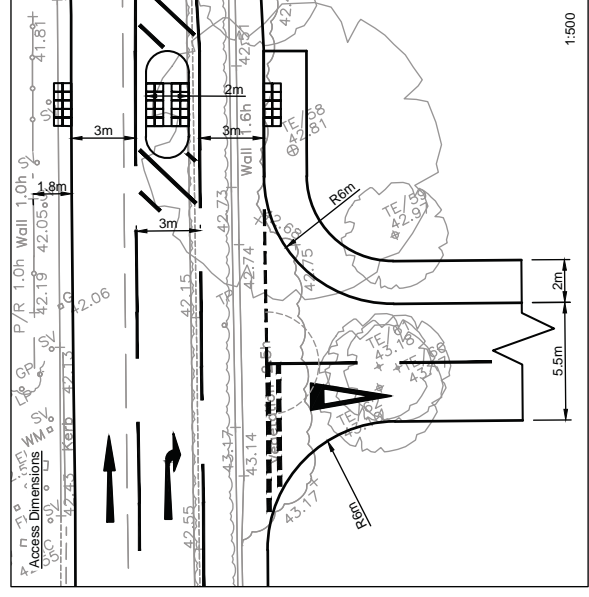
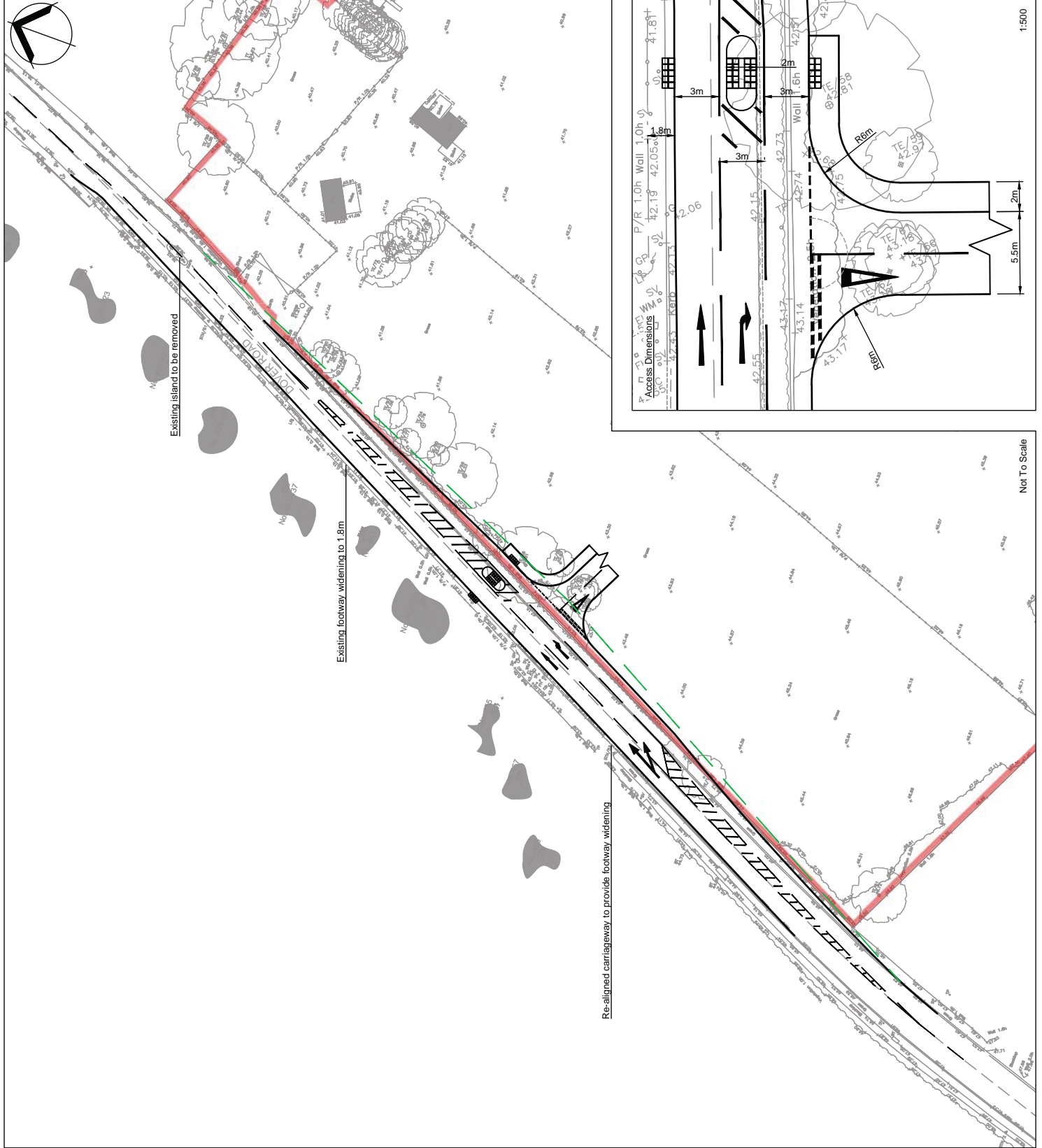


Notes:  
 1. This drawing is based upon drawing number 2016-124/Topo.01\_2D supplied by Gladman and Icen Projects Ltd. shall not be liable for any inaccuracies or deficiencies.  
 2. This drawing is based upon drawing number 2016-124\_101 supplied by Gladman and Icen Projects Ltd. shall not be liable for any inaccuracies or deficiencies.

Key:

-  2.4m x 90m Visibility Splay
-  Indicative Site Boundary



Not To Scale

1:500

Rev	Date	Amendments	Drawn	Chk	App
<b>C</b>	21.06.17	Increased Footway Width	TG	EF	FP
<b>B</b>	30.03.17	Dimensions Added	MG	RA	FP
<b>A</b>	09.03.17	Added Pedestrian Refuge Island	NM	MG	FP

**Icen Projects**  
 Filcraft House  
 114-116 Charing Cross Road  
 London, WC2H 0JR  
 T 020 3640 8508  
 F 020 3435 4228  
 mail@icenprojects.com

Client  
 Gladman Developments

Project  
 Dover Road, Walmer, Kent

Title  
 Access Arrangement

Drawn By	TG	Checked By	MG	Approved By	FP
Scale @ A3	As Shown	Date	02/02/2017	Date	02/02/2017
Project No.	16-TT29	Drawing No.	03	Rev.	C

This Project is not responsible for any unauthorised amendments to the drawing. Only signed drawings are to be used.