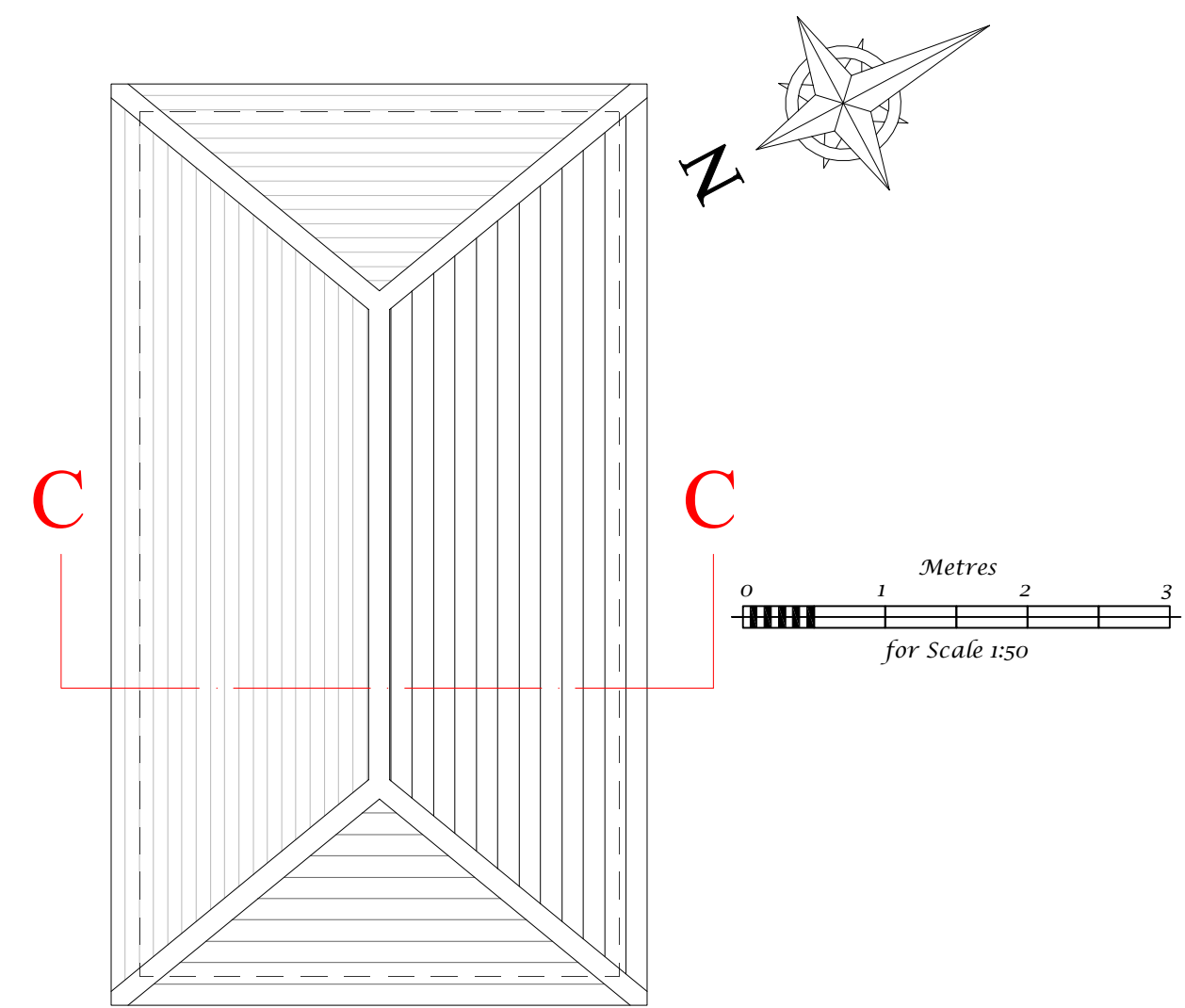
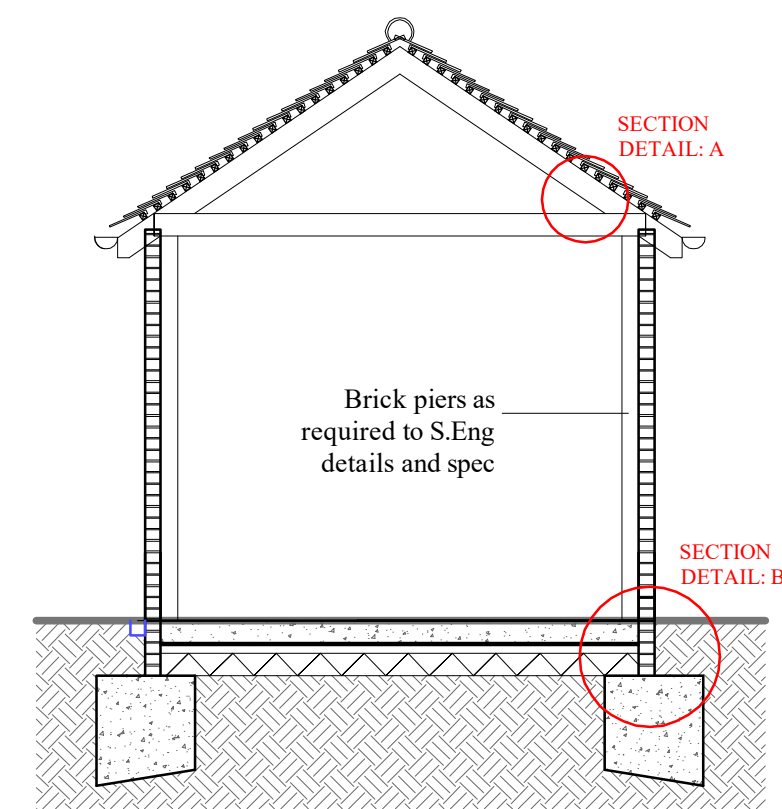


NORTH WEST ELEVATION

NORTH EAST ELEVATION

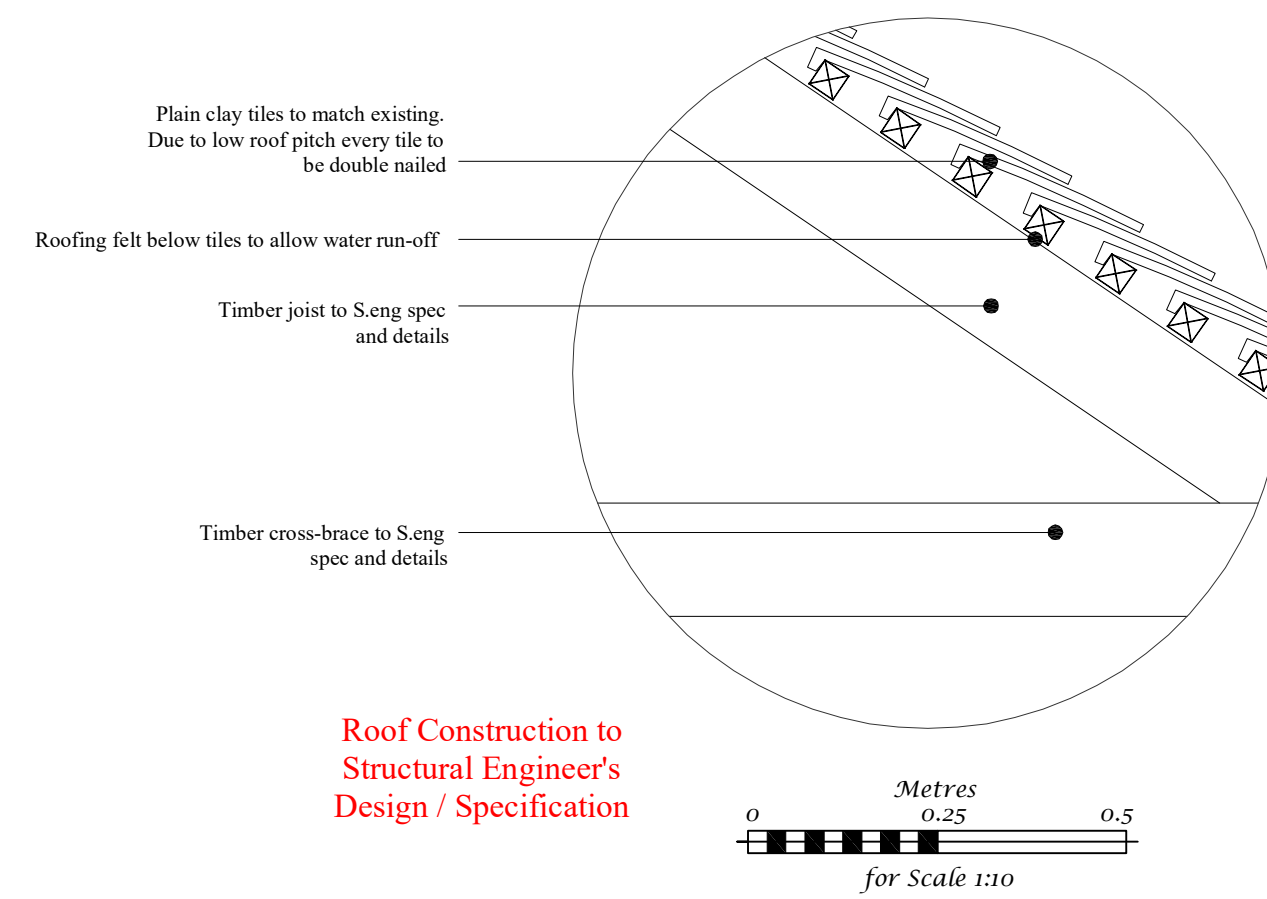


PROPOSED ROOF PLAN

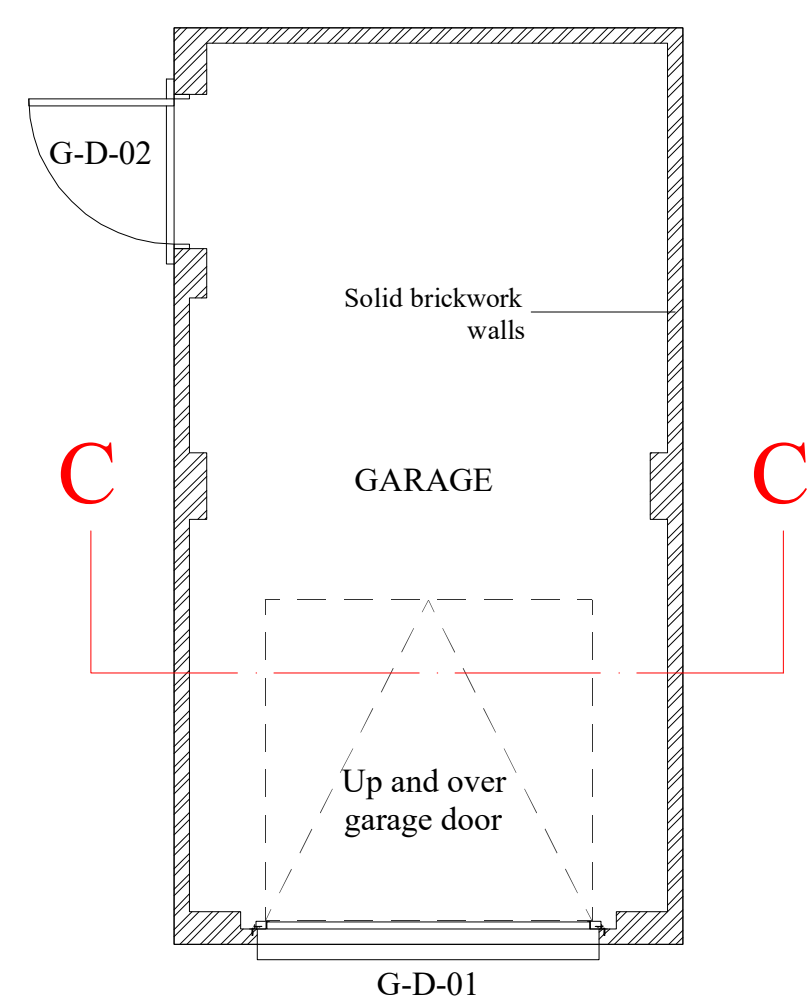
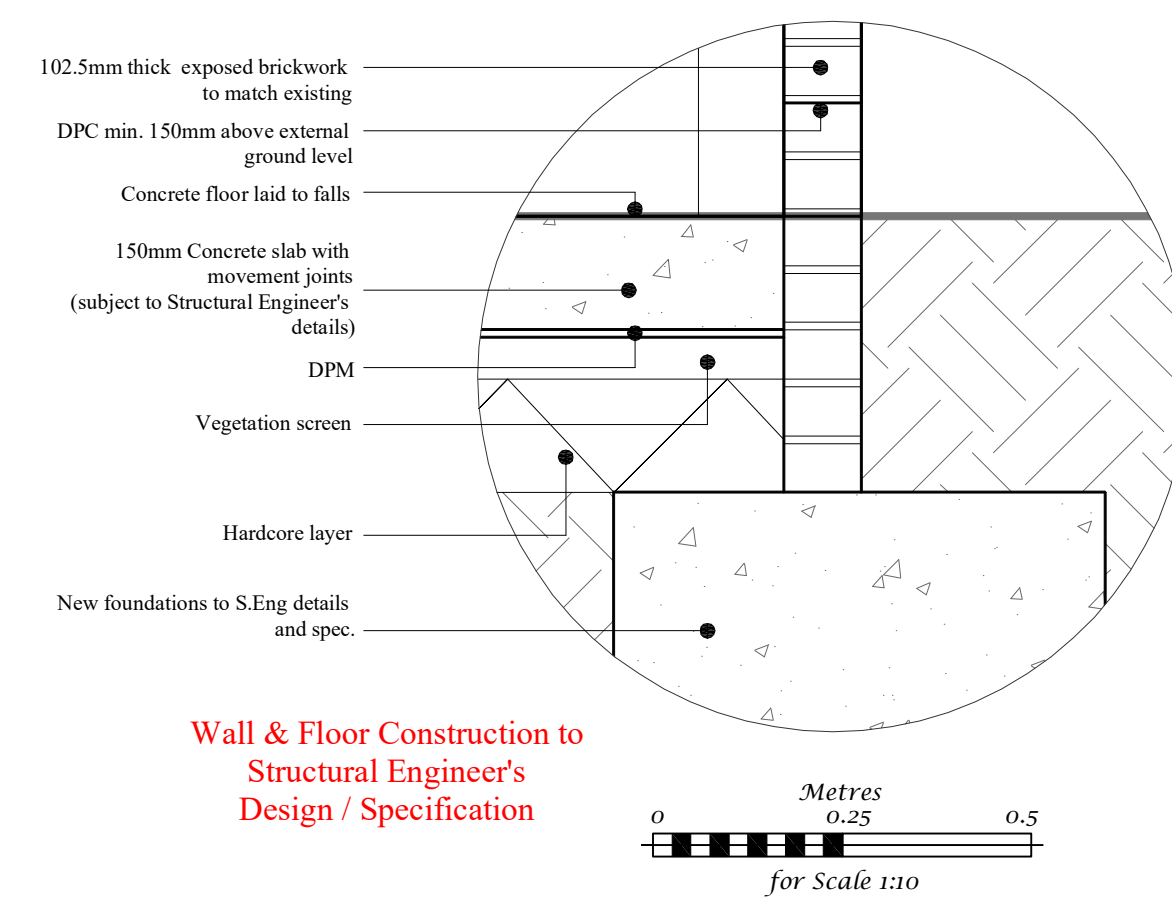


SECTION C-C

PROPOSED PLAN DETAIL:A



PROPOSED PLAN DETAIL:B



PROPOSED GROUND FLOOR PLAN



Image 1 - Proposed brickwork



Image 2 - Existing roof tiles



Image 3 - Proposed black painted metal rainwater goods (Alumasc or similar)

DO NOT SCALE FROM DRAWINGS EXCEPT FOR PLANNING PURPOSES.

Check and verify all dimensions on working drawings before commencing work on site. All measurements are to structural elements unless otherwise stated.

Report all discrepancies, errors or omissions between drawings, site conditions and all other documents to Stephen Langer Associates Ltd.

Please read this drawing in conjunction with all other architects', consultants' and subcontractors' drawings.

Materials, components & workmanship are to meet or exceed the requirements of current Building Regulations, British Standards codes of practice, and the appropriate manufacturer's recommendations.

Sanitaryware is indicative only. Drainage is indicative and final design by contractor. Final electric design by contractor and to be installed by NICEIC registered contractor. Plumbing and heating final design by contractor and should only be installed by a registered contractor. Gas connections to be installed by a Gas Safe engineer and any stoves, fires and Agas etc by a HEATAS registered body. All above to be reviewed by Stephen Langer Associates Ltd (not approved) prior to installation.

Listed Buildings may need underpinning and this will require Listed Building Consent.

Please ensure drawings are printed to correct scale (check against scale bar on drawing) - Stephen Langer Associates Ltd are not responsible for printing errors.

This drawing is issued on condition that it is not copied, reprinted or disclosed to a third party without the prior written consent of Stephen Langer Associates Ltd.

No work to commence until all planning or listed building conditions have been approved. All work to be carried out in accordance with the approved drawings / planning and listed building consent.

Clients, Designers and Contractors must be aware of their duties under the Construction (Design and Management) Regulations 2015 (came into force on the 6th April 2015).

This drawing and design are copyright. © Stephen Langer Associates Ltd.

Rev.	Description	Date
A	Revisions as discussed	04/12/2019

STEPHEN LANGER ARCHITECTS
RIBA CHARTERED PRACTICE

YORK COTTAGE, MAJOR YORKS ROAD,
ROYAL TUNBRIDGE WELLS, KENT. TN2 5TP
TEL. (01892) 524 555
FAX. (01892) 524 666
EMAIL admin@stephenlanger.co.uk
Template version: 2.00 - 05.07.2018

Project :
The Pest House,
Claygate Road, Yalding,
ME18 6BB

Drawing Description :
Garage - Proposed Floor Plans, Elevations,
Section

Date : November 2019
Scale : 1:50 & 1:10 @ A1
Drawn by : DAW

Drawing Number :
19045 - WK - 13
Rev. :
A