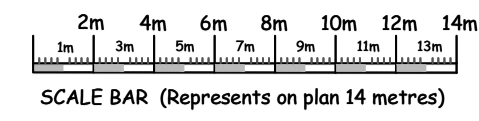


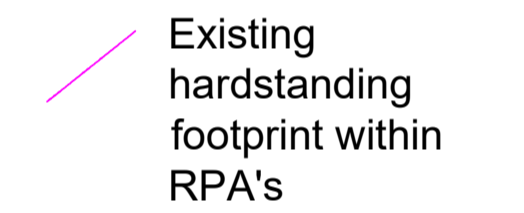
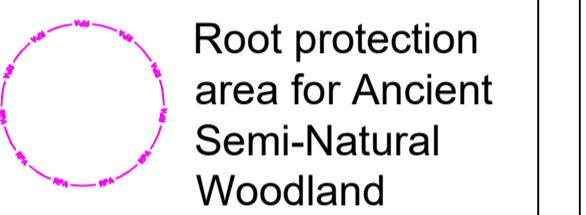
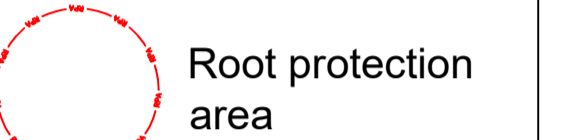
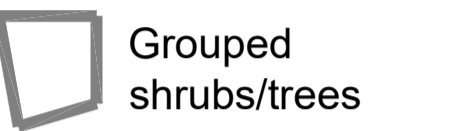
Only indicative positions shown for hedges and groups.



Notes:
Do not scale from this drawing
All dimensions to be checked on site

TREE SURVEY & CONSTRAINTS PLAN

- T1 Tree Number
- A Category
- B Category
- C Category
- U Category



Trees 54-68 have been plotted by eye as they were not included on the topographical survey.

Title	Tree Survey & Constraints Plan
Job	Boons Park
Scale	1:250 @ A1
Date	27.06.2019
Drm	SB
Dwg No	001



Chartwell Tree Consultants Ltd
2 Greencroft Cottage
Farley Lane
Westerham
Kent
TN16 1UB

Tel: 01959 569 280
sam@chartwelltreeconsultants.co.uk

