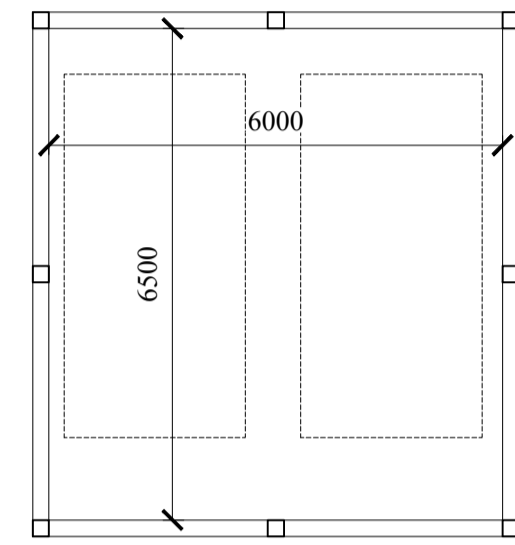
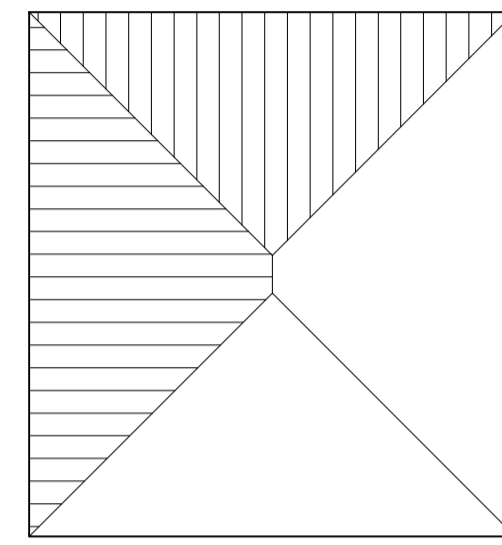


NOTES:
 Do Not Scale.
 Report all discrepancies, errors and omissions.
 Verify all dimensions on site before commencing any work on site or preparing shop drawings.
 All materials, components and workmanship are to comply with the relevant British Standards, Codes of Practice, and appropriate manufacturers recommendations that from time to time shall apply.
 For all specialist work, see relevant drawings.
 This drawing and design are copyright of Clague LLP
 Registration number OC335948.

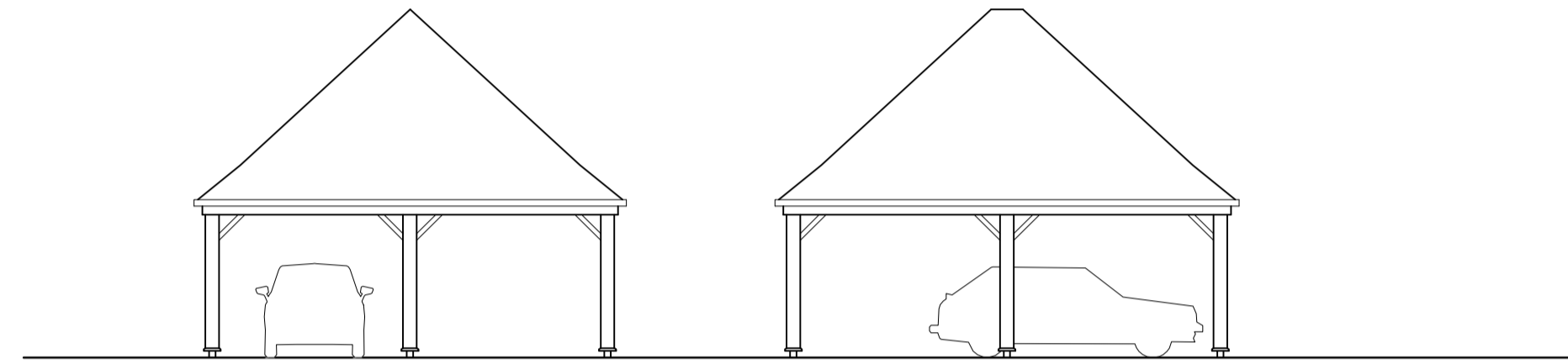
Rev	Date	Description
P1	2016/02/09	Planning Submission Issue



Floor Plan



Roof Plan

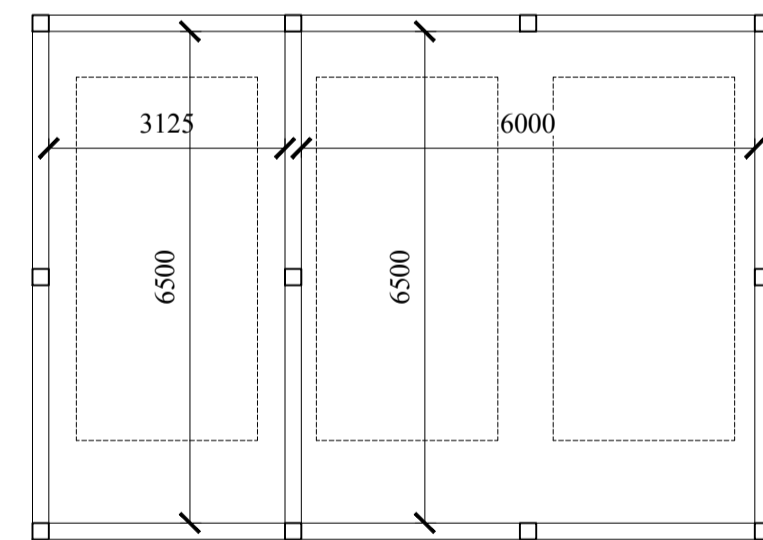


Front Elevation

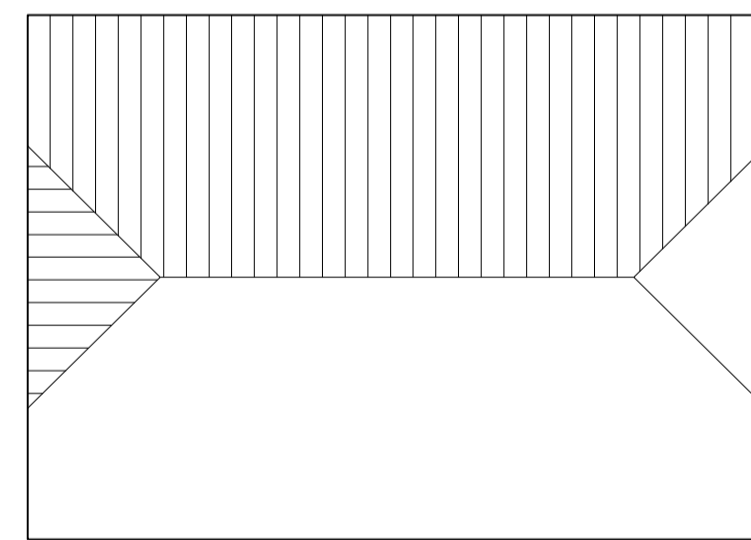
Side Elevation

Double Car Barn

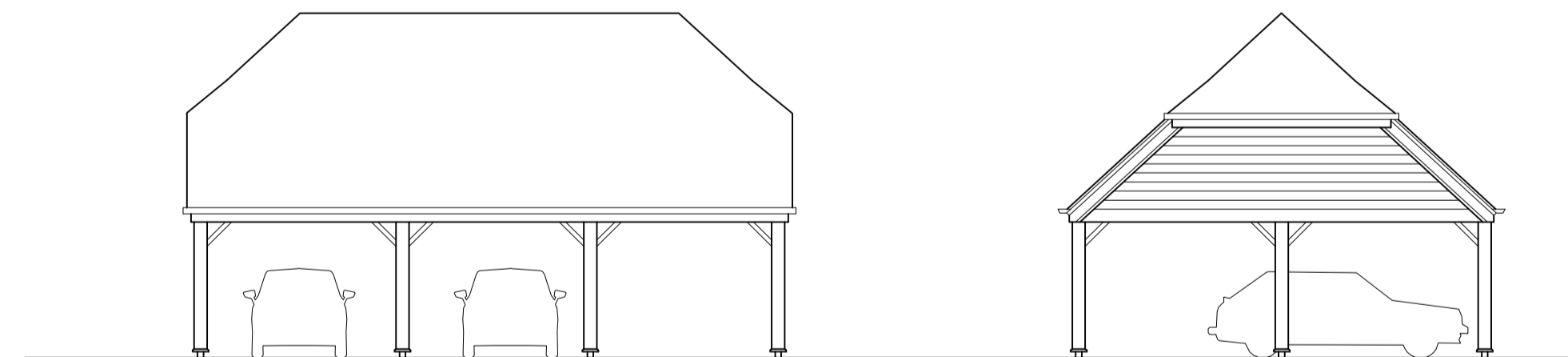
Plots 3, 4, 5, 6, 9, 21 & 22



Floor Plan



Roof Plan



Front Elevation

Side Elevation

Triple Car Barn

Plots 7 & 8

Project Title
Wealden Homes
Proposed Residential Development at
Bentlett's Scrap Yard
Claygate Road

Drawing Description
Proposed Detached Car Barns
Plans & Elevations

Scale	Drawn by
1:100 @ A1	JN
Date	Checked by
January 2016	MC

CLAGUE ARCHITECTS

62 Burgate, Canterbury
 Kent CT1 2BH 01227 762060
 1 Kinsbourne Court, Luton Road,
 Harpenden, Hertfordshire AL5 3BL 01582 765102
 4th Floor, 99 Charterhouse Street
 London EC1M 6HR 0203 597 6112

CANTERBURY LONDON HARPENDEN

Drawing Number	Revision
22504A/600	P1

